

.....	4
.....	5
.....	7
.....	8
.....	13
.....	16
.....	19
.....	20
.....	22
.....	26
.....	32
.....	36
.....	41
.....	45
11.....	66 6
ž b	
3..... "	

“ ”

2008

913300007368873961

2015 1 4

9100

2015 1 29

2023 3 30

5000

“GDR”

10000

2023 7 7

ZHEJIANG HUAYOU COBALT CO., LTD.

18

314500

0573-88589981

0573-88585810

169834.7023

“ ”

GDR

GDR

GDR

GDR

36000

1

2008 3 21

36000

1.	GREAT MOUNTAIN ENTERPRISE PTE. LTD.	18,036.0000	50 10
2.		10,508.4000	29 19
3.	-	1,440.0000	4 00
4.		1,440.0000	4 00
5.		1,436.4000	3 99
6.		900.0000	2 50
7.		817.2000	2 27
8.		720.0000	2 00
9.		442.8000	1 23
10.		259.2000	0 72
		36,000.0000	100.00

169834.7023

169834.7023

A

159834.7023

94.11%

GDR

A

10000

5.89%

10

6

10%

3

1

1

25%

5%

6

6

5%

6

30



ë

GDR P,ÖA• x

() ()

GDR

GDR

GDR

GDR

GDR

GDR

GDR

GDR

GDR

GDR

30

5

GDR

GDR

GDR

A

GDR

GDR

GDR

GDR

GDR

GDR

1%

1

2

1

2

a

b

c

d

e

3

4

5

180

3%

15

60

180

1%

30

5%

GDR

30%

50%

30%

70%

30%

10%

1

6

2

$\frac{2}{3}$ 5

$\frac{1}{3}$

10%

10

10%

5

90

10%


10%

1%

1%


10

2



15

20



/

7

2

1

1

24

24

10

7



1/2

2/3

30%

“ ”

1 -



1

EY7 _ ê5Ù

,¥ _ Ž



E

2

Ä Ö

í

3

5

3

1/2

2

2

7

3

Р

2/3

а ” «

50%
10%
1000
10%
1000
10%
100
10%
1000
100
10%
30
300
0.5%
10%

4

33%

1

1

3

GDR

10

$1/10$

$1/3$

$1/2$

10

5

3

;

10

“ d

1

1

10

1

ê

6

10

GDR

()

1

2

3

(“ ”)

) (

()

()

2

3

9

1

4

6

20

50%

10%

25%

2

GDR

GDR

GDR

GDR

1

1

2

3

4

2

5

2

1

30%

2

l 80% a " " e U

) L !%o2, ä's ó è ´ Gı ûC G¥ Î] f ,X ÈE¯> #z ÚG! Ê È),

1 \,RÉY 5

@ì @0N0\$@œlrJ0

1

;

;

30

GDR

A

10

30

30

45

10

30

10

30

30

45

10%

$\frac{2}{3}$

15

10

60

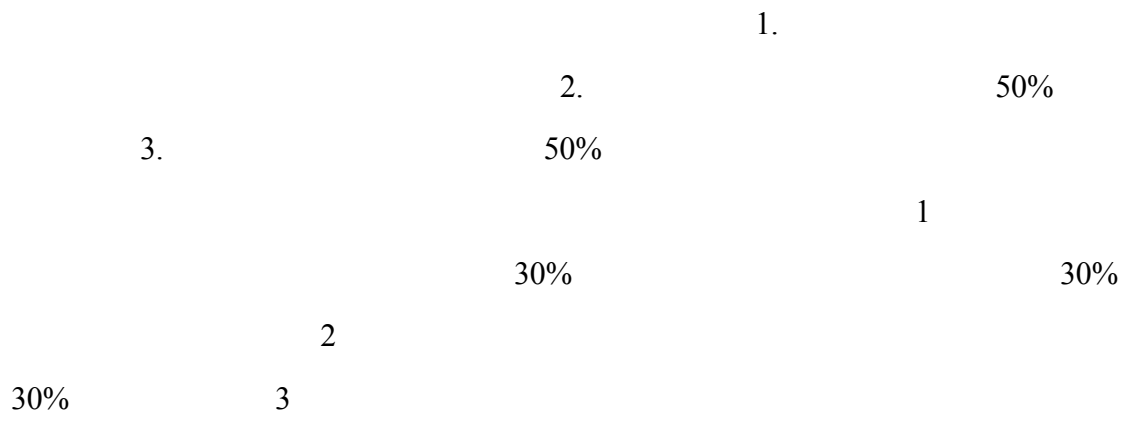
30

45

30

“ ”

63



“ ” “ ” “ ” “ ” “ ” “ ” “ ”

股票或 GDR 上市地证券监督管理机构、证券交易所的规定不一致的，适用法律、法规、公司股票或 GDR 上市地证券监督管理机构、证券交易所的规定

浙江华友钴业股份有限公司

2025 年 6 月 11 日

